

Audited Statements

VIDYA ACADEMY OF
SCIENCE & TECHNOLOGY,

(A unit of Vidya International Charitable Trust)

THALAKKOTTUKARA,
THRISSUR.

(2022 – 2023)

Dated: - 2 AUG 2023

The Members,
Vidya International Charitable Trust,
THRISSUR – 680 005

INDEPENDENT AUDITOR'S REPORT

Opinion:

We have audited the accompanying Standalone financial statements of **Vidya Academy of Science & Technology, Thalakkottukara**, (A unit of Vidya International Charitable Trust) which comprise the Balance sheet as at March 31, 2023, Income and Expenditure Account and a summary of significant accounting policies and other explanatory information contained in notes to accounts.

In our opinion and to the best of our information and according to the explanations given to us, and subject to Notes attached to and forming part of the accounts, the said accounts, read together with the accounting policies and other notes attached thereto, give a true and fair view in conformity with the Accounting Principles generally accepted in India:

- a) In the case of the Balance Sheet, of the state of affairs of the Trust as at 31st March, 2023,
- b) In the case of Income and Expenditure Account, of the excess of Income over Expenditure for the year ended on that date.

Basis for Opinion:

We conducted our audit in accordance with Standards on Auditing (SAs). Our responsibilities under those Standards are further described in the Auditor's Responsibilities for the Audit of the Financial Statements section of our report. We are independent of the entity in accordance with the ethical requirements that are relevant to our audit of the financial statements, and we have fulfilled our other responsibilities in accordance with these requirements.

We believe that the audit evidence we have obtained is sufficient and appropriate to provide a basis for our opinion.

SK/-



Responsibilities of Management and Those Charged with Governance for the Financial Statements:

Management is responsible for the preparation of these financial statements that give a true and fair view of the financial position, financial performance and cash flows of the trust in accordance with the accounting principles generally accepted in India and for such, internal control as management determines is necessary to enable the preparation of financial statements that are free from material misstatement, whether due to fraud or error.

In preparing the financial statements, management is responsible for assessing the entity's ability to continue as a going concern, disclosing, as applicable, matters related to going concern and using the going concern basis of accounting unless management either intends to liquidate the entity or to cease operations, or has no realistic alternative but to do so.

Those charged with governance are responsible for overseeing the entity's financial reporting process.

Auditor's Responsibilities for the Audit of the Financial Statements:

Our objectives are to obtain reasonable assurance about whether the financial statements as a whole are free from material misstatement, whether due to fraud or error, and to issue an auditor's report that includes our opinion. Reasonable assurance is a high level of assurance, but is not a guarantee that an audit conducted in accordance with SAs will always detect a material misstatement when it exists. Misstatements can arise from fraud or error and are considered material if, individually or in the aggregate, they could reasonably be expected to influence the economic decisions of users taken on the basis of these financial statements.

As part of an audit in accordance with SAs, we exercise professional judgment and maintain professional skepticism throughout the audit. We also:

- Identify and assess the risks of material misstatement of the financial statements, whether due to fraud or error, design and perform audit procedures responsive to those risks, and obtain audit evidence that is sufficient and appropriate to provide a basis for our opinion. The risk of not detecting a material misstatement resulting from fraud is higher than for one resulting from error, as fraud may involve collusion, forgery, intentional omissions, misrepresentations, or the override of internal control.
- Obtain an understanding of internal control relevant to the audit in order to design audit procedures that are appropriate in the circumstances, but not for the purpose of expressing an opinion on the effectiveness of the entity's internal control.
- Evaluate the appropriateness of accounting policies used and the reasonableness of accounting estimates and related disclosures made by management.



• Conclude on the appropriateness of management's use of the going concern basis of accounting and, based on the audit evidence obtained, whether a material uncertainty exists related to events or conditions that may cast significant doubt on the entity's ability to continue as a going concern. If we conclude that a material uncertainty exists, we are required to draw attention in our auditor's report to the related disclosures in the financial statements or, if such disclosures are inadequate, to modify our opinion. Our conclusions are based on the audit evidence obtained up to the date of our auditor's report. However, future events or conditions may cause the entity to cease to continue as a going concern.

We believe that the audit evidence obtained by us is sufficient and appropriate to provide a basis for our audit opinion on the financial statements.

We communicate with those charged with governance regarding, among other matters, the planned scope and timing of the audit and significant audit findings, including any significant deficiencies in internal control that we identify during our audit.

**For Varma & Varma
(Firm No.004532S)**

Signed



Name

CA.P.HARIKRISHNANUNNY B.COM,FCA

Place : THRISSUR,

Date :

M.No.213541

UDIN: 2321354186TDZU2852

Address

Partner
M/s. Varma & Varma,
Chartered Accountants
Daiwik Arcade,
Thiruvambady Road,
Punkunnam, Thrissur – 680 002



- 2 AUG 2023

VIDYA ACADEMY OF SCIENCE & TECHNOLOGY, THALAKKOTTUKARA
A UNIT OF VIDYA INTERNATIONAL CHARITABLE TRUST, THRISSUR
BALANCE SHEET AS AT 31.03.2023

	Note	As At 31.03.2023 (Amount in Rs.)	As At 31.03.2022 (Amount in Rs.)
I LIABILITIES:			
1 Capital Fund			
a. Corpus Fund	1	-	-
b. Reserves and Surplus	2	55,67,33,968.31	54,91,42,509.51
2 Non-Current Liabilities			
a. Endowment Funds	3	18,45,849.00	18,45,849.00
b. Scholarship Funds	4	6,550.00	1,30,677.00
c. Long Term Borrowings	5	12,87,747.00	2,08,86,130.46
3 Current Liabilities			
a. Short Term Borrowings	6	8,69,91,478.73	7,15,28,525.62
b. Other Current Liabilities	7	10,51,65,364.87	15,77,51,605.39
c. Provisions	8	3,28,44,455.73	3,44,64,298.00
4 Head Office / Inter Unit Balances (Net)		(20,04,85,790.72)	(17,66,87,090.48)
Total		58,43,89,622.92	65,90,62,504.50
II ASSETS:			
1 Non Current Assets			
a. Property, Plant and Equipment and Intangible Assets			
(i) Property, Plant and Equipment	9	56,01,88,131.49	56,94,32,426.58
(ii) Intangible assets	10	3,72,329.09	4,35,531.17
(iii) Capital Work in Progress	11	8,40,941.29	56,55,173.87
2 Current Assets	12		
a. Inventories		-	-
b. Cash and Bank Balances		12,93,664.95	99,628.52
c. Receivables		1,77,94,807.82	7,97,51,319.89
d. Loans and Advances		38,99,748.28	36,88,424.47
Total		58,43,89,622.92	65,90,62,504.50
Significant Accounting Policies and Notes to Accounts	13		

CHAIRMAN:

SECRETARY:

TREASURER:

As per our separate report of even date attached

For VARMA & VARMA

(Firm No.004532 S)



(CA P.Harikrishnanunni, B.Com, FCA)

M. No. 213541

Partner

Chartered Accountants

- 2 AUG 2023



SK/-

VIDYA ACADEMY OF SCIENCE & TECHNOLOGY, THALAKKOTTUKARA

A UNIT OF VIDYA INTERNATIONAL CHARITABLE TRUST, THRISSUR

INCOME AND EXPENDITURE ACCOUNT FOR THE YEAR ENDED 31.03.2023

	Note	31.03.2023 (Amount in Rs.)	31.03.2022 (Amount in Rs.)
<u>I.REVENUE:</u>			
Tuition and Other Fees	14	19,17,35,825.00	22,78,63,290.00
Interest Received	15	79,373.00	2,41,049.38
Other Income	16	3,24,38,097.70	1,06,15,968.50
Total Income		22,42,53,295.70	23,87,20,307.88
<u>II.EXPENSES:</u>			
Employee Benefits Expenses	17	8,36,73,411.26	9,16,44,036.35
Administrative and Other expenses	18	4,98,32,488.02	3,13,65,771.83
Scholarship to Students (See Note 13B(1))		5,01,13,249.00	7,00,24,463.81
Finance Costs	19	1,47,14,069.72	1,49,58,438.25
Total Expenses		19,83,33,218.00	20,79,92,710.24
III Excess of Income over Expenditure before depreciation and amortisation		2,59,20,077.70	3,07,27,597.64
Depreciation and amortisation	20	1,84,28,618.90	1,88,63,896.62
IV Excess of Income over Expenditure for the year carried to Balance Sheet		74,91,458.80	1,18,63,701.02
Significant Accounting Policies and Notes to Accounts	13		

CHAIRMAN:

SECRETARY:

TREASURER:

As per our separate report of even date attached

For VARMA & VARMA

(Firm No.004532 S)


(CA P.Harikrishnanunny, B.Com, FCA)

M. No. 213541

Partner


Chartered Accountants

- 2 AUG 2023

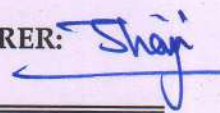


VIDYA ACADEMY OF SCIENCE & TECHNOLOGY, THALAKKOTTUKARA
A UNIT OF VIDYA INTERNATIONAL CHARITABLE TRUST, THRISSUR
SCHEDULES ANNEXED TO AND FORMING PART OF THE ACCOUNTS
FOR THE YEAR ENDED 31ST MARCH, 2023.

	As at 31.03.2023 (Rs.)	As at 31.03.2022 (Rs.)
1. CORPUS FUND:-		
Balance as per last Balance sheet		
Add: Membership Fee received during the year		
Less: Membership Fee transferred to Capital Reserve		
	-	-
2. RESERVES AND SURPLUS:-		
Capital Reserve		
Balance as per last balance sheet	1,47,98,629.20	1,42,48,629.20
Add: (i) Contribution received for acquiring fixed assets	1,00,000.00	5,50,000.00
(ii) Transferred from Corpus Fund		
Total(a)	1,48,98,629.20	1,47,98,629.20
Income and Expenditure Account		
Surplus/(Deficit) as per last Balance sheet	13,54,89,099.62	12,36,25,398.60
Excess of Income over Expenditure for the year transferred from Income and Expenditure Account	74,91,458.80	1,18,63,701.02
Total(b)	14,29,80,558.42	13,54,89,099.62
III. Revaluation Reserve		
(i) Reserve Created on Revaluation of Land (See Note No.13B(16))	39,88,54,780.69	39,88,54,780.69
Total(c)	39,88,54,780.69	39,88,54,780.69
Total(a+b+c)	55,67,33,968.31	54,91,42,509.51
3. ENDOWMENT FUNDS:-		
Balance as per last Balance sheet	18,45,849.00	18,45,849.00
	18,45,849.00	18,45,849.00

CHAIRMAN: 

SECRETARY: 

TREASURER: 

As per our separate report of even date attached

SK/-

- 2 AUG 2023



	As at 31.03.2023 (Rs.)	As at 31.03.2022 (Rs.)
4. SCHOLARSHIP FUNDS:-		
Balance as per last Balance sheet	1,30,677.00	1,04,077.00
Add: Amount received during the year	-	26,600.00
	1,30,677.00	1,30,677.00
Less : Amount disbursed during the year	1,24,127.00	-
	6,550.00	1,30,677.00

5. LONG TERM BORROWINGS:-

From Banks:

Term Loans

Vehicle Loans

	-	1,93,98,202.03
	12,87,747.00	14,87,928.43
	12,87,747.00	2,08,86,130.46

Details of Security:-

(i) Term loans for Construction of College building at Thalakkottukara, Thrissur and Cash Credit is secured by Equitable Mortgage of 30 acres of Land and buildings constructed/proposed to be constructed at Chiranellur Village and Vellur Village, Thrissur District.

(ii) Vehicle loans taken for purchase of Vehicles are secured by hypothecation of respective vehicles

6. SHORT TERM BORROWINGS :-

From Trustees

Cash Credit/Overdraft

	8,69,91,478.73	7,15,28,525.62
	8,69,91,478.73	7,15,28,525.62

CHAIRMAN:

SECRETARY:

TREASURER:

As per our separate report of even date attached

SK/-

- 2 AUG 2023



	As at 31.03.2023 (Rs.)	As at 31.03.2022 (Rs.)
7. OTHER CURRENT LIABILITIES		
Creditors For Expenses	4,04,84,367.20	9,40,40,661.18
Retention Money	1,02,928.00	1,14,096.00
Security deposit	13,05,577.00	13,26,415.00
Amount Due To Students		
Refundable Deposit	24,00,000.00	25,00,000.00
Caution and Hostel Deposit	2,24,60,000.00	2,40,05,000.00
Fee Advance	1,09,59,866.60	57,34,204.54
Scholarship and other amounts payable	1,04,03,500.00	1,06,53,500.00
Vidya Scholarship	23,50,000.00	44,00,000.00
Course Fee Suspense Account		-
Advance for Sale of Land (See Note No.13B(17))	-	-
Unspent Balance of Grant	3,07,672.00	3,07,672.00
Other Liabilities	1,43,91,454.07	1,46,70,056.67
	10,51,65,364.87	15,77,51,605.39

8. PROVISIONS

For Gratuity	3,22,42,718.00	3,38,17,992.00
For Leave Encashment	6,01,737.73	6,46,306.00
	3,28,44,455.73	3,44,64,298.00

9. (Property, Plant and Equipment-See Separate Sheet Attached)

10. (Intangible Assets-See Separate Sheet Attached)

11. CAPITAL WORK IN PROGRESS:-

Building	5,29,531.29	5,29,531.29
Plant and Equipments	24,281.00	48,38,513.58
Advance For Fixed Assets	2,87,129.00	2,87,129.00
Preoperative expenses		
	8,40,941.29	56,55,173.87

CHAIRMAN:

SECRETARY:

TREASURER:

As per our separate report of even date attached

SK/-

- 2 AUG 2023



	As at 31.03.2023 (Rs.)	As at 31.03.2022 (Rs.)
12. CURRENT ASSETS:-		
a) Inventories		
Text Books	-	-
Uniform	-	-
Others	-	-
	-	-
b) Cash and Bank Balances		
Balances with Scheduled banks		
In Current Accounts	-	
In Savings Bank Accounts	2,93,664.95	99,628.52
Other Bank Balance		
Earmarked balance with banks	10,00,000.00	
	<u>12,93,664.95</u>	<u>99,628.52</u>
c) Receivables		
(i) Unsecured Considered Good		
Fees Receivable From Students	1,06,81,959.82	6,92,50,771.89
Fees Receivable From Others	67,38,650.00	98,81,307.00
Other Receivables	3,74,198.00	6,19,241.00
	<u>1,77,94,807.82</u>	<u>7,97,51,319.89</u>
(ii) Unsecured Considered Doubtful		
Fees Receivable From Students	-	
Less: Provision for doubtful fees	-	
	<u>-</u>	<u>-</u>
	<u>1,77,94,807.82</u>	<u>7,97,51,319.89</u>

CHAIRMAN:

SECRETARY:

TREASURER:

As per our separate report of even date attached

SK/-

- 2 AUG 2023



	As at 31.03.2023 (Rs.)	As at 31.03.2022 (Rs.)
d) Loans and Advances		
Advances Recoverable in Cash or in Kind or for value to be received		
(i) Unsecured Considered Good		
Scholarship Loan to Students	3,87,541.00	4,25,041.00
Tax Deducted at Source	37,513.80	(73,909.00)
Tax Collected at Source		
Security Deposits	15,19,950.52	15,19,950.52
Prepaid Expenses	13,63,363.00	5,22,248.00
Others	5,91,379.96	12,95,093.95
	<u>38,99,748.28</u>	<u>36,88,424.47</u>
(ii) Unsecured Considered doubtful		
Scholarship Loan to Students	8,38,917.00	8,38,917.00
Less: Provision for doubtful loan	<u>8,38,917.00</u>	<u>8,38,917.00</u>
	<u>-</u>	<u>-</u>
	<u>38,99,748.28</u>	<u>36,88,424.47</u>

13. SIGNIFICANT ACCOUNTING POLICIES AND NOTES TO ACCOUNTS

See Separate Sheet for Note 13 - "Significant Accounting Policies And Notes To Accounts" of the Consolidated Financial Statement.

CHAIRMAN:

SECRETARY:

TREASURER:

As per our separate report of even date attached



- 2 AUG 2023

VIDYA ACADEMY OF SCIENCE & TECHNOLOGY, THALAKKOTTUKARA
A UNIT OF VIDYA INTERNATIONAL CHARITABLE TRUST, THRISSUR
SCHEDULES ANNEXED TO AND FORMING PART OF THE ACCOUNTS
FOR THE YEAR ENDED 31ST MARCH, 2023.

	For the year ended 31.03.2023 (Rs.)	For the year ended 31.03.2022 (Rs.)
<u>14. TUITION AND OTHER FEES:-</u>		
Fee from College	19,17,35,825.00	22,78,63,290.00
Fee from Computer training centre	-	-
	19,17,35,825.00	22,78,63,290.00
<u>15. INTEREST RECEIVED</u>		
From Banks	43,871.00	2,06,090.38
From Others	35,502.00	34,959.00
	79,373.00	2,41,049.38
<u>16. OTHER INCOME:-</u>		
Voluntary Donations	-	-
Bus Transportation Fees	2,35,50,690.50	68,29,855.00
Hostel Fees	33,45,950.00	13,87,657.00
Special Fee for addon Course	2,41,204.00	7,13,590.00
Income from Other Utilities	6,00,892.00	3,88,360.00
Creditors/ Other balances no more payable written back	29,43,990.89	-
Miscellaneous Income	17,55,370.31	12,96,506.50
	3,24,38,097.70	1,06,15,968.50

CHAIRMAN:

SECRETARY:

TREASURER:

As per our separate report of even date attached

- 2 AUG 2023



For the year ended For the year ended

31.03.2023 (Rs.)

31.03.2022 (Rs.)

17. EMPLOYEE BENEFITS EXPENSES:-

Salaries and Allowances	7,60,97,278.65	8,22,16,280.66
Contribution to Employees Provident Fund	14,52,094.64	16,05,390.29
Contribution to Employees State Insurance	3,14,035.28	3,47,903.60
Provision for Gratuity	49,24,755.00	70,56,010.00
Provision for Leave Encashment	7,37,797.69	3,13,571.80
Staff Welfare Expenses	1,47,450.00	1,04,880.00
	8,36,73,411.26	9,16,44,036.35

18. ADMINISTRATIVE AND OTHER EXPENSES:-

Processing Fee paid to All India Council for Technical Education	4,23,525.00	3,52,500.00
Bus Transportation Expenses	2,03,98,705.83	81,21,925.67
Course Expenses	15,18,283.00	14,23,988.00
Consumption of Lab Consumables	2,29,909.21	37,996.30
Seminar and induction programe Expenses (Net)	10,64,407.23	12,66,935.00
Affiliation fee paid to University	5,73,000.00	3,90,000.00
Examination Expenses	1,15,416.00	55,027.00
Placement Registration and Personality Training Expenses	3,59,092.00	34,072.00
Students Welfare Expenses	1,96,670.00	3,290.00
Institutional Membership Fees	30,000.00	10,000.00
Accreditation expenses	7,85,744.00	8,28,575.00
E journals and periodicals	1,63,384.06	10,701.00
Legal and Professional Charges	1,04,673.61	2,89,968.72
Insurance	8,132.00	5,48,176.87
Postage and Telegram	25,549.69	23,956.99
Printing and Stationery (Net)	6,88,216.77	3,66,709.00
Rates and Taxes	3,23,512.68	6,79,607.00
Rent	30,000.00	35,500.00

CHAIRMAN:

SECRETARY:

TREASURER:

As per our separate report of even date attached

SK/-

- 2 AUG 2023



	For the year ended 31.03.2023 (Rs.)	For the year ended 31.03.2022 (Rs.)
Repairs and maintainance:		
Building	11,70,844.87	3,10,049.36
Plant and Equipments	6,88,038.00	8,49,371.32
Vehicles	39,30,339.01	26,91,268.00
Computer	3,50,172.50	2,97,026.99
Others	12,19,977.60	11,32,905.41
Security Charges	23,79,720.00.	21,16,125.00
Telephone Charges	76,954.76	60,353.00
Travelling and Conveyances	44,261.91	36,774.49
Bank charges	10,03,982.59	7,93,876.96
Electricity Charges	27,55,967.07	13,09,403.14
Solar Energy Charges (see Note 13 B(10))	11,68,551.00	11,63,287.23
Internet Charges	11,10,375.94	6,98,220.00
Advertisement Expenses	8,32,039.54	8,86,834.48
Payment to Auditors and expenses		
For Audit		
For other matters		
Travelling and Out of Pocket expenses		
GST on the above		
Receivables / Advances Written off	31,324.00	71,894.95
Provision For Doubtful Debts		64,355.00
House Keeping Charges	50,22,916.00	37,35,599.00
Research & Development Expenses	1,37,903.00	1,01,458.00
Miscellaneous Expenses	8,70,899.15	5,68,040.95
	4,98,32,488.02	3,13,65,771.83

19. FINANCE COSTS:-

Interest

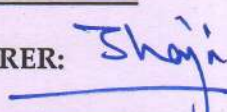
On Cash Credit/Overdraft	89,07,293.92	83,00,495.52
On Term Loan	55,40,646.80	59,49,056.06
On Vehicle Loans	1,24,125.00	66,076.00
On Unsecured Loans	-	-
On Others	1,42,004.00	6,42,810.67
	1,47,14,069.72	1,49,58,438.25

20. DEPRECIATION AND AMORTISATION

Depreciation	1,80,66,561.76	1,85,01,839.48
Amortisation	3,62,057.14	3,62,057.14
	1,84,28,618.90	1,88,63,896.62

CHAIRMAN: 

SECRETARY: 

TREASURER: 

As per our separate report of even date attached

SK/-

- 2 AUG 2023



VIDYA ACADEMY OF SCIENCE & TECHNOLOGY, THALAKKOTTUKARA
A UNIT OF VIDYA INTERNATIONAL CHARITABLE TRUST, THRISSUR

9. PROPERTY, PLANT AND EQUIPMENT

(Rupees)

Sl No.	Description of Assets	Gross Block					Rate of Depn.	Depreciation				Net Block	
		As At 01.04.2022	Additions during the year		Sale/ Adj	As At 31.03.2023		Upto 01.04.2022	Sale /Adj	Depreciation for the year	Upto 31.03.2023	As on 31.03.2023	As on 31.03.2022
			More than 180 days	Less than 180 days									
	Property, Plant and Equipment												
1	Land	42,00,00,000.00				42,00,00,000.00	0	-	-	-	-	42,00,00,000.00	42,00,00,000.00
2	Building	37,40,10,902.50				37,40,10,902.50	10	25,36,23,193.63		1,20,38,770.89	26,56,61,964.52	10,83,48,937.98	12,03,87,708.87
3	Plant and Equipments	7,87,49,257.67	5,55,815.50	52,84,945.80		8,45,90,018.97	15	6,49,83,703.04		25,44,576.45	6,75,28,279.49	1,70,61,739.48	1,37,65,554.63
4	Bio gas Plant	29,97,976.68				29,97,976.68	40	29,81,872.99		6,441.48	29,88,314.47	9,662.21	16,103.69
5	Networking System	33,89,889.31	7,670.00	4,012.00		34,01,571.31	15	31,81,929.63		32,645.35	32,14,574.98	1,86,996.33	2,07,959.68
6	Furnitures & Fixtures	3,58,24,432.27		4,600.00	7,000.00	3,58,22,032.27	10	2,47,22,501.07	3,274.25	11,10,050.55	2,58,29,277.37	99,92,754.90	1,11,01,931.20
7	Computer	2,62,57,960.04	28,59,276.60	33,000.00		2,91,50,236.64	40	2,43,60,160.81		19,09,430.33	2,62,69,591.14	28,80,645.50	18,97,799.23
8	Vehicles	18,51,713.00				18,51,713.00	15	4,23,560.67		2,14,222.85	6,37,783.52	12,13,929.48	14,28,152.33
9	Buses	88,98,994.00				88,98,994.00	30	83,41,019.79		1,67,392.26	85,08,412.05	3,90,581.95	5,57,974.21
10	Others	90,62,036.63		76,672.52		91,38,709.15	40	89,92,793.89		43,031.60	90,35,825.49	1,02,883.66	69,242.74
	Total	96,10,43,162.10	34,22,762.10	54,03,230.32	7,000.00	96,98,62,154.52		39,16,10,735.52	3,274.25	1,80,66,561.76	40,96,74,023.03	56,01,88,131.49	56,94,32,426.58

10. INTANGIBLE ASSETS

	Computer Software	1,04,11,089.80		2,98,855.06		1,07,09,944.86	See Note A(iv)	99,75,558.63		3,62,057.14	1,03,37,615.77	3,72,329.09	4,35,531.17
	Total	1,04,11,089.80	-	2,98,855.06	-	1,07,09,944.86		99,75,558.63	-	3,62,057.14	1,03,37,615.77	3,72,329.09	4,35,531.17

CHAIRMAN:

SECRETARY:

TREASURER:

As per our separate report of even date attached.



- 2 AUG 2023